

DESKTOP PUBLISHING (DTP)

100%
PLACEMENT
ASSISTANCE

Learn Professional Designing Skills for Print & Digital Media

Master the art of Desktop Publishing (DTP) and become a skilled graphic professional. This course is designed to provide practical, job-oriented training in designing magazines, brochures, banners, visiting cards, posters, books, and digital creatives using industry-standard software.

Highlights :



Placement Support



Expert Trainers



Updated Curriculum

COVERED TOOLS



ENROLL
NOW



COREL DRAW

Introduction to Graphic Designing

- What is Graphic Designing?
- Uses of CorelDRAW
- Vector vs Raster Graphics
- File formats (CDR, JPG, PNG, PDF)

CorelDRAW Installation & Interface

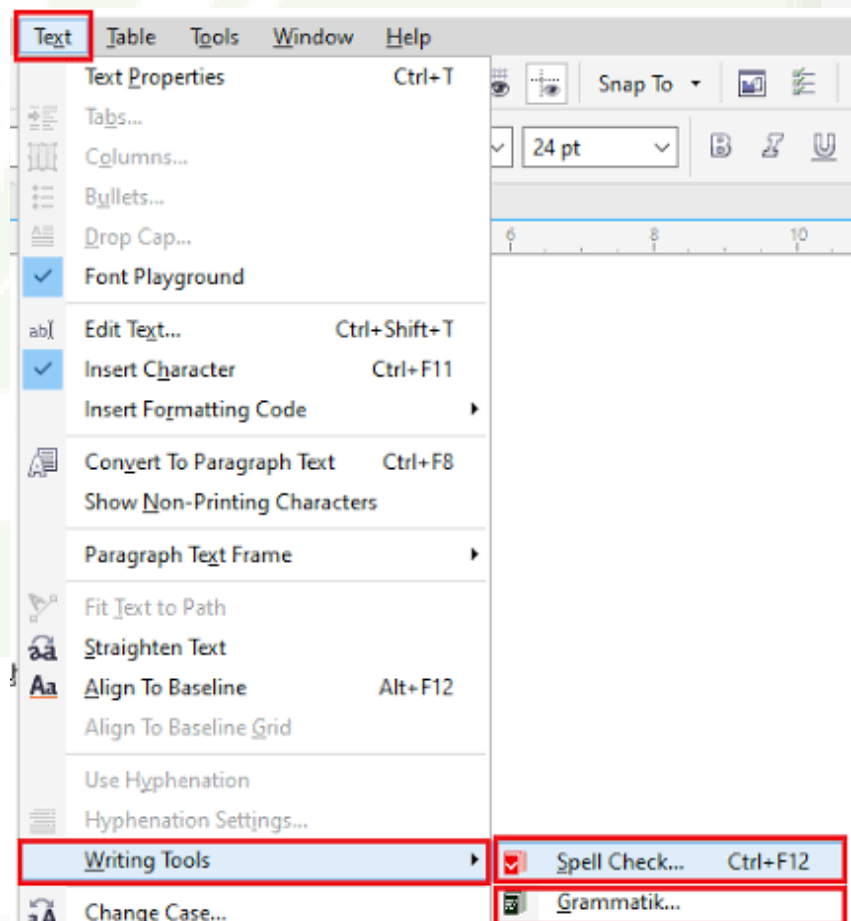
- Installing CorelDRAW
- Menu Bar, Toolbox, Property Bar
- Page Setup & Document Settings

Workspace Customization

- Rulers, Guidelines & Grid
- Zoom, Pan & Navigation Tools
- Customizing workspace

Drawing Tools – Basics

- Freehand Tool
- Bezier Tool (Basic)
- Artistic Media Tool
- Practice work



Shape Tools

- Rectangle Tool
- Ellipse Tool
- Polygon & Star Tool
- Basic Shape Tool

Object Selection & Transformation

- Object Selection & Transformation
- Pick Tool
- Resize, Rotate, Skew
- Align & Distribute Objects

Grouping & Object Management

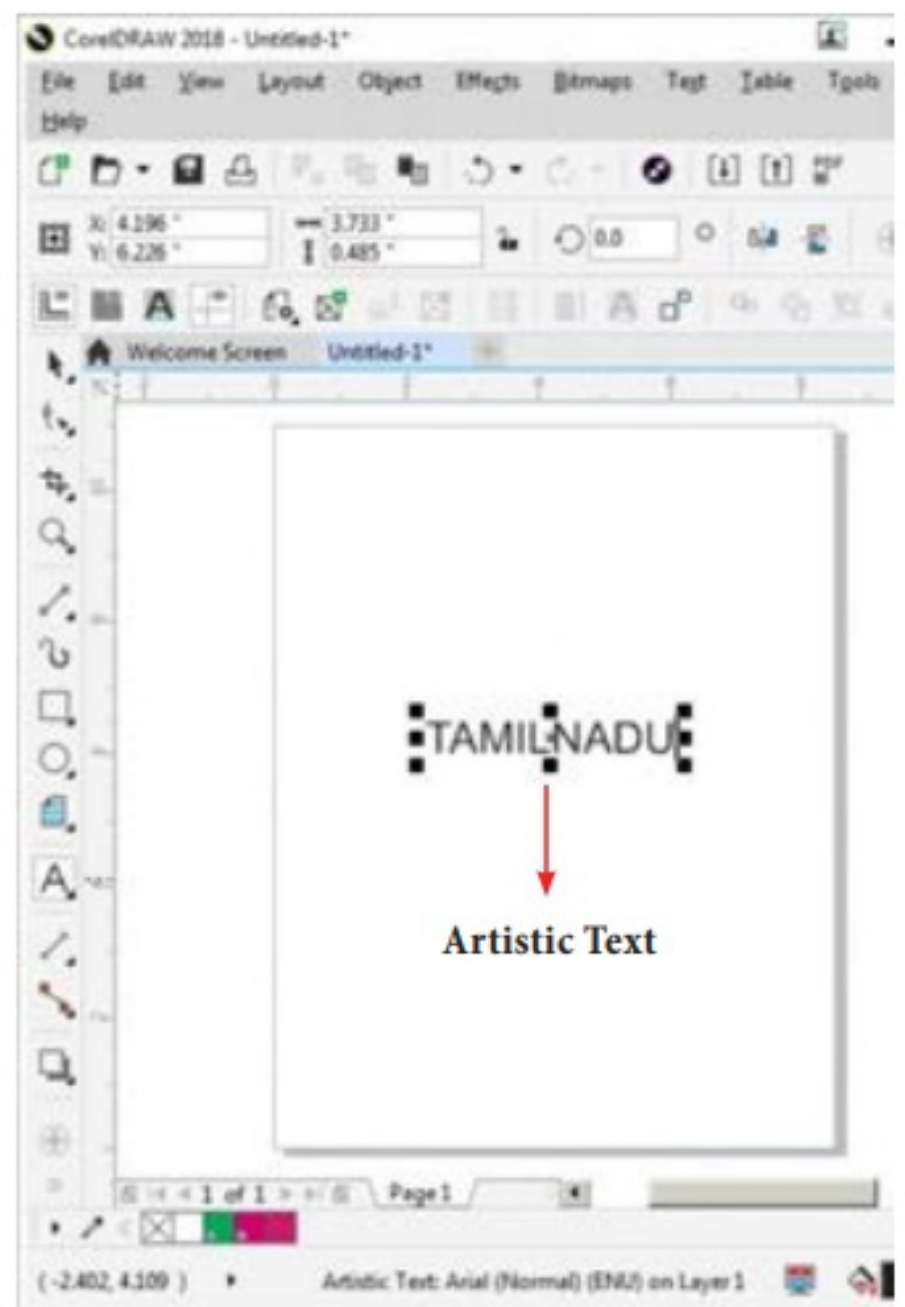
- Group, Ungroup, Combine
- Object order (Front/Back)
- Lock & Hide objects

Node Editing

- Shape Tool
- Node types & curve control
- Practice exercises

Text Tools – Artistic Text

- Artistic Text
- Font selection
- Text formatting & spacing



Text Tools – Artistic Text

- Artistic Text
- Font selection
- Text formatting & spacing

Text Tools – Paragraph Text

- Paragraph Text
- Text alignment & columns
- Text on Path

Text Tools – Paragraph Text

- Paragraph Text
- Text alignment & columns
- Text on Path

Advanced Text O

- Convert Text to Curves
- Text effects
- Typography basics

Color Basics

- Color Models (RGB, CMYK, HSB)
- Color Palette
- Uniform Fill & Outline

The basic colors



The basic colors

Advanced Fills

- Fountain Fill
- Pattern Fill
- Texture Fill
- Eyedropper Tool

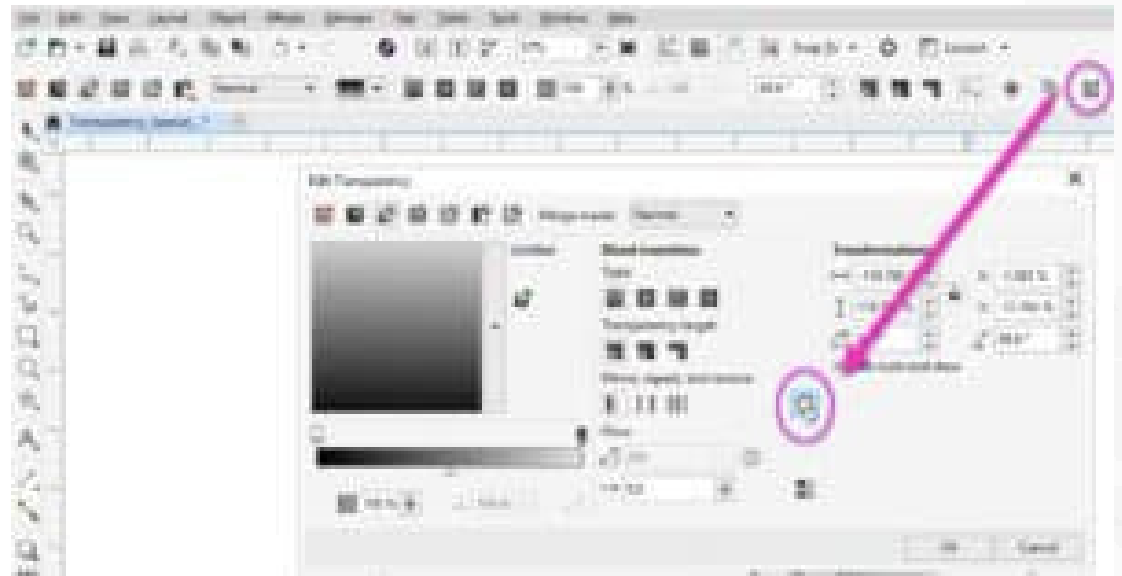


Image Handling

- Importing Images
- Bitmap vs Vector
- Cropping & Masking images

PowerClip Tool

- Using PowerClip
- Image inside shapes/text
- Practical exercise

Transparency & Effects

- Transparency Tool
- Drop Shadow Tool
- Contour Tool

Blend & Artistic Effects

- Blend Tool
- Interactive effects
- Practice designs

Layout & Design Principles

- Design principles
- Print vs Digital design

Visiting Card Design

- Visiting card layout
- Color & font selection
- Practical project

Flyer Design

- Flyer concepts
- Creative layout
- Practical work

Poster Design

- Poster design techniques
- Image & text balance

Banner & Flex Design

- Banner sizes
- Flex design basics
- Print preparation

Logo Design Basics

- Logo design principles
- Simple logo creation



Branding Materials

- Letterhead design
- ID card design
- Envelope design



Print Settings

- Print setup
- Bleed & margin
- Color modes for print

Export & File Management

- Export to PDF, JPG, PNG
- File optimization
- File backup tips

Mini Project Work

- Logo / Visiting Card / Flyer project
- Instructor review

Portfolio Development

- Organizing design work
- Presentation basics

Revision

- Full tool revision
- Doubt clearing session



PHOTOSHOP

Introduction to Graphic Designing

- What is Graphic Designing?
- Introduction to Adobe Photoshop
- Applications of Photoshop
- Raster graphics basics
- Image formats (PSD, JPG, PNG, TIFF)

Photoshop Installation & Interface

- Installing Adobe Photoshop
- Workspace overview
- Menu Bar, Toolbar, Panels
- New document & canvas setup

Basic Navigation Tools

- Move Tool
- Zoom Tool
- Hand Tool
- Using Rulers, Grids & Guides

Selection Tools – Part 1

- Marquee Tools
- Lasso Tools
- Quick Selection Tool
- Selection practice

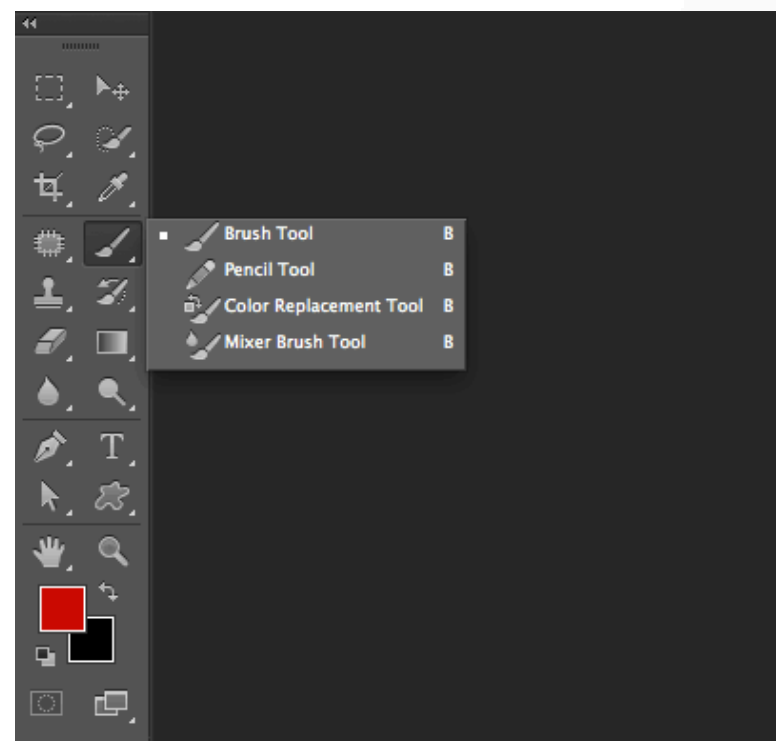


Selection Tools – Part 2

- Magic Wand Tool
- Refine Edge / Select & Mask
- Feather, Expand & Contract selection

Crop & Transform Tools

- Crop Tool
- Perspective Crop
- Free Transform
- Image resizing & resolution



Layers Basics

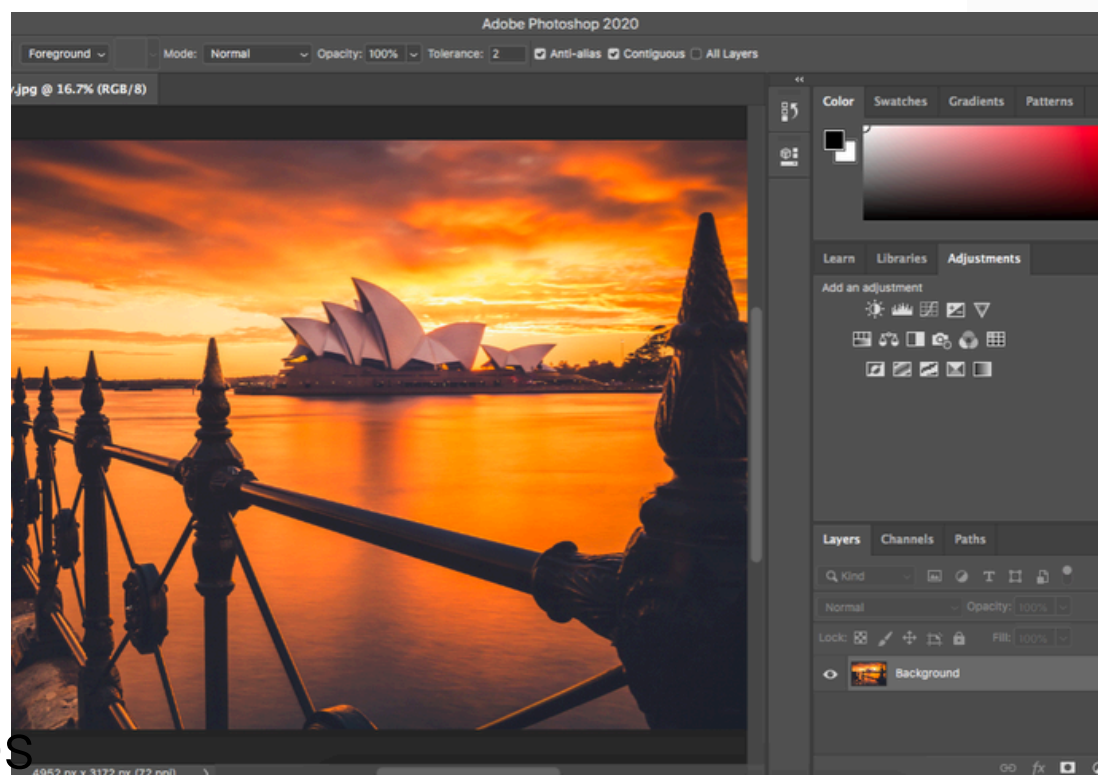
- What are Layers?
- Creating, duplicating & deleting layers
- Layer visibility & locking

Advanced Layers

- Layer Styles
- Blending modes
- Opacity & Fill
- Layer groups

Color Basics

- RGB & CMYK color modes
- Foreground & Background colors
- Color Picker & Swatches

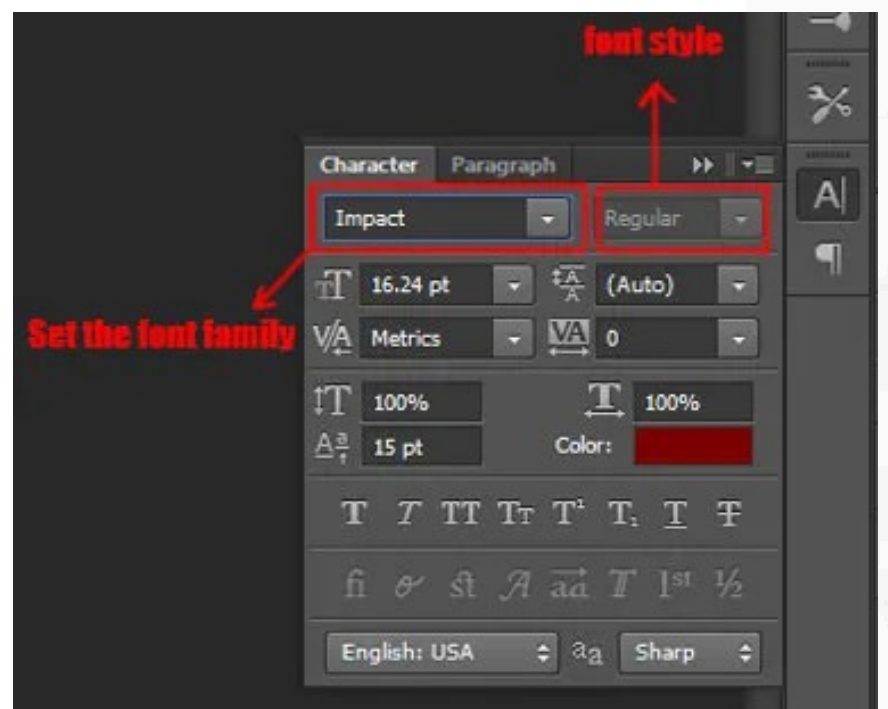


Painting & Drawing Tools

- Brush Tool
- Pencil Tool
- Eraser Tool
- Brush settings

Text Tool – Basics

- Horizontal & Vertical Type Tool
- Font selection
- Text alignment & spacing



Text Tool – Advanced

- Paragraph & Character panels
- Text effects
- Text warp

Image Adjustments – Part 1

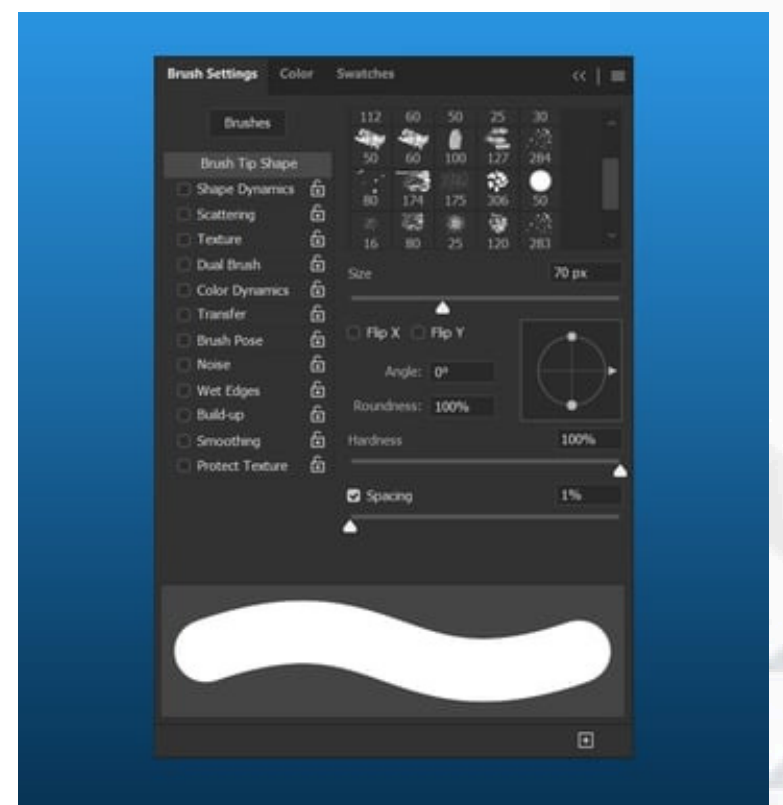
- Brightness & Contrast
- Levels
- Curves

Image Adjustments – Part 2

- Hue & Saturation
- Color Balance
- Black & White adjustments

Retouching Tools – Basics

- Spot Healing Brush
- Healing Brush Tool
- Patch Tool

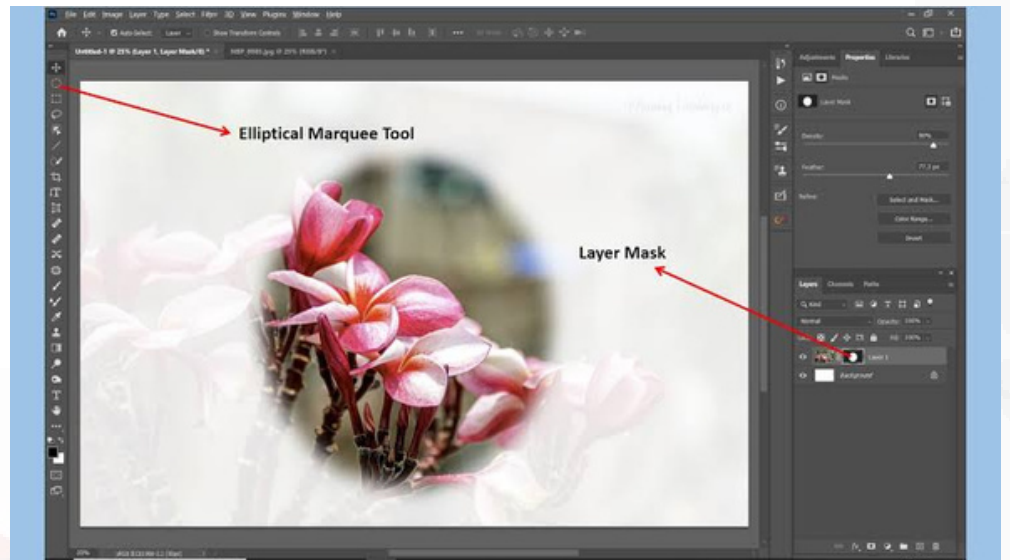


Retouching Tools – Advanced

- Clone Stamp Tool
- Content-Aware Fill
- Object Removal

Masking – Basics

- Layer Mask
- Clipping Mask
- Mask properties



Background Removal

- Background Eraser Tool
- Select Subject
- Practical background change

Filters – Basics

- Blur filters
- Sharpen filters
- Noise filters

Smart Objects

- What are Smart Objects?
- Converting layers to Smart Objects
- Smart filters



Poster & Flyer Design

- Poster layout rules
- Flyer design practical

Photo Manipulation

- Image compositing
- Double exposure effect
- Creative manipulation



Photo Effects

- Color grading
- Vintage & cinematic effects

Print Design Basics

- Print resolution & DPI
- CMYK color mode
- Bleed & margins

Export & File Formats

- Save for Web
- Export settings
- PDF, JPG, PNG formats

Mini Project

- Poster / Social Media Creative
- Instructor feedback

Portfolio Development

- Organizing design work
- Presentation tips



For More Information



WWW.PCTILTLD.COM



query@pctiltd.com



8595901848, 8595901849



**1st and 2nd Floor, DDA Commercial Complex,
AP Block, Pitampura, New Delhi- 110034**